



JSFB/SEC/2025-26/15

29th April 2025

BSE Limited
Phiroze Jeejeebhoy Towers,
Dalal Street,
Mumbai 400001,
Maharashtra
BSE Scrip Codes: 544118, 953148, 958869, 958877

National Stock Exchange of India Ltd.
Exchange Plaza, C-1, Block G,
Bandra Kurla Complex,
Bandra (East), Mumbai 400051,
Maharashtra.
NSE Symbol: JSFB

Dear Sir/ Madam,

Subject: Integrated Filing (Financial) for quarter ended March 31, 2025

Pursuant to SEBI Circular No. SEBI/HO/CFD/CFD-PoD-2/CIR/P/2024/185 dated March 31, 2025, read with BSE Circular No. 20250102-4 and NSE Circular No. NSE/CML/2025/02 dated January 02, 2025, we are submitting herewith the Integrated Filing (Financial) for the quarter ended March 31, 2025.

A. FINANCIAL RESULTS. – Refer Annexure A

B. STATEMENT ON DEVIATION OR VARIATION FOR PROCEEDS OF PUBLIC ISSUE, RIGHTS ISSUE, PREFERENTIAL ISSUE, QUALIFIED INSTITUTIONS PLACEMENT ETC. – Not Applicable.

C. FORMAT FOR DISCLOSING OUTSTANDING DEFAULT ON LOANS AND DEBT SECURITIES: Not applicable as there is no default.

D. FORMAT FOR DISCLOSURE OF RELATED PARTY TRANSACTIONS (applicable only for half yearly filings i.e., 2nd and 4th quarter) – Annexure B

E. STATEMENT ON IMPACT OF AUDIT QUALIFICATIONS (FOR AUDIT REPORT WITH MODIFIED OPINION) SUBMITTED ALONG-WITH ANNUAL AUDITED FINANCIAL RESULTS (Standalone and Consolidated separately) (applicable only for Annual Filing i.e., 4th quarter) – Not applicable as the auditors have issued unmodified opinion on financials.

You are requested to kindly take the same on your record and oblige.

Thanking you

Yours faithfully,
For Jana Small Finance Bank Limited

Lakshmi R. N
Company Secretary and Compliance Officer

JAMA KARO, JANA KARO

Registered Office:

Jana Small Finance Bank Limited
The Fairway Business Park, # 10/1, 11/2 & 12/2B, Off
Domlur, Koramangla Inner Ring Road, Next to Embassy Golf
Links, Challaghatta, Bengaluru -560071.

CIN No. L65923KA2006PLC040028

T +91 80 4602 0100
E info@janabank.com
W www.janabank.com

JANA SMALL FINANCE BANK LIMITED

CIN No: L65923KA2006PLC040028

Registered Office : The Fairway Business Park #10/1,11/2,12/2B,
Off Domlur, Koramangala Inner Ring Road, Next to EGL, Challaghatta, Bengaluru 560071

STATEMENT OF AUDITED FINANCIAL RESULTS FOR THE QUARTER AND YEAR ENDED MARCH 31, 2025



(₹ in 000s)

Sr. No.	Particulars	Quarter ended			Year ended	Year ended
		31.03.2025	31.12.2024	31.03.2024	31.03.2025	31.03.2024
		Audited (Refer Note 4)	Unaudited	Audited (Refer Note 4)	Audited	Audited
1	Interest earned (a)+(b)+(c)+(d)	1,19,92,792	1,17,74,124	1,11,18,474	4,70,97,939	4,01,38,129
	a) Interest/discount on advances/bills	1,08,93,435	1,07,31,523	1,00,12,024	4,26,84,063	3,61,60,330
	b) Income on investments	8,59,039	8,83,564	9,45,763	37,72,554	34,90,301
	c) Interest on balances with Reserve Bank of India and other inter bank funds	2,24,708	1,58,975	1,52,927	6,25,515	4,79,421
	d) Others	15,610	62	7,760	15,807	8,077
2	Other Income	23,38,841	17,74,035	17,91,006	77,58,610	67,02,434
3	Total Income (1)+(2)	1,43,31,633	1,35,48,159	1,29,09,480	5,48,56,549	4,68,40,563
4	Interest Expended	60,23,790	58,48,255	52,00,630	2,31,66,562	1,88,59,047
5	Operating Expenses (i)+(ii)	53,79,317	49,09,010	42,89,470	1,94,26,279	1,60,48,397
	i) Employee cost	32,71,984	30,94,326	25,90,825	1,21,04,164	97,46,693
	ii) Other operating expenses	21,07,333	18,14,684	16,98,645	73,22,115	63,01,704
6	Total Expenditure (4)+(5)	1,14,03,107	1,07,57,265	94,90,100	4,25,92,841	3,49,07,444
	(excluding Provision and Contingencies)					
7	Operating profit before provision and contingencies (3)-(6)	29,28,526	27,90,894	34,19,380	1,22,63,708	1,19,33,119
8	Provisions (other than tax) and contingencies	17,30,141	17,37,535	17,54,478	75,26,928	67,89,591
9	Exceptional items	-	-	-	-	-
10	Profit from Ordinary Activities before tax (7)-(8)-(9)	11,98,385	10,53,359	16,64,902	47,36,780	51,43,528
11	Tax Expenses/(Credit)	(36,400)	(53,242)	(15,51,875)	(2,77,407)	(15,51,875)
12	Net profit from Ordinary Activities after tax (10)-(11)	12,34,785	11,06,601	32,16,777	50,14,187	66,95,403
13	Extraordinary items (net of tax expenses)	-	-	-	-	-
14	Net profit for the period (12)-(13)	12,34,785	11,06,601	32,16,777	50,14,187	66,95,403
15	Paid up Equity share capital (Face value of 10/- each)	10,50,565	10,47,423	10,45,903	10,50,565	10,45,903
16	Reserves excluding revaluation reserves				3,98,65,467	3,46,19,093
17	Analytical ratio and other disclosure:					
	(i) Percentage of shares held by Government of India	Nil	Nil	Nil	Nil	Nil
	(ii) Capital Adequacy Ratio - Basel II	20.68%	18.39%	20.31%	20.68%	20.31%
	(iii) Earnings per share (before and after extraordinary items, net of tax expenses)*					
	Basic EPS (₹)	11.76	10.57	34.55	47.89	90.85
	Diluted EPS (₹)	11.71	10.49	34.50	47.67	90.72
	(iv) NPA Ratios					
	(a) Gross NPAs	74,96,021	75,78,151	49,43,284	74,96,021	49,43,284
	(b) Net NPAs	25,41,850	25,05,116	13,00,179	25,41,850	13,00,179
	(c) % of Gross NPAs to Gross Advances	2.71%	2.80%	2.11%	2.71%	2.11%
	(d) % of Net NPAs to Net Advances	0.94%	0.94%	0.56%	0.94%	0.56%
	(v) Return on assets (annualised)	1.40%	1.30%	4.21%	1.49%	2.38%
	(vi) Net worth#	3,87,43,078	3,73,60,643	3,39,09,020	3,87,43,078	3,39,09,020
	(vii) Outstanding redeemable preference shares	-	-	-	-	-
	(viii) Capital redemption reserve/ Debenture redemption reserve	2	2	2	2	2
	(ix) Debt-equity ratio ^	0.95	1.00	1.46	0.95	1.46
	(x) Total debts to total assets^	10.05%	11.33%	15.93%	10.05%	15.93%

* Figures for the quarter are not annualized

Net worth represents sum of Capital and Reserves & Surplus excluding Employee stock option reserve and reduced by deferred tax assets and prepaid expenses

^ Total debts represents total borrowings of the Bank; equity represents total share capital and reserves



Segment information in accordance with the Accounting Standard on Segment Reporting (AS 17) and RBI guidelines of the operating segment of the bank for the quarter and year ended March 31, 2025

Particulars	Quarter ended			Year ended	(₹ in 000s) Year ended
	31.03.2025	31.12.2024	31.03.2024	31.03.2025	31.03.2024
	Audited (Refer Note 4)	Unaudited	Audited (Refer Note 4)	Audited	Audited
Segment Revenue:					
Treasury	33,13,490	30,18,084	33,36,425	1,36,12,931	1,28,25,420
Corporate/Wholesale Banking	8,87,175	8,68,067	3,12,363	31,26,061	19,67,983
Retail Banking	1,84,86,561	1,78,43,096	1,61,42,759	7,00,45,132	5,80,10,011
(i) Digital Banking Units	11,315	10,837	8,119	45,024	29,621
(ii) Other Retail Units	1,84,75,246	1,78,32,259	1,61,34,640	7,00,00,108	5,79,80,390
Other Banking operations	3,15,408	2,47,800	3,56,242	12,99,992	11,22,125
Unallocated	-	-	-	-	-
Total Revenue	2,30,02,634	2,19,77,047	2,01,47,789	8,80,84,116	7,39,25,539
Less: Inter Segment Revenue	(86,71,001)	(84,28,888)	(72,38,309)	(3,32,27,567)	(2,70,84,976)
Income from Operations	1,43,31,633	1,35,48,159	1,29,09,480	5,48,56,549	4,68,40,563
Segment Results (net of provisions)					
Treasury	2,53,207	2,95,901	4,52,961	18,78,960	17,11,982
Corporate/Wholesale Banking	20,497	(23,404)	(26,207)	51,645	2,67,876
Retail Banking	6,09,273	5,33,060	8,81,905	15,06,182	20,41,545
(i) Digital Banking Units	4,454	4,114	5,161	18,633	14,049
(ii) Other Retail Units	6,04,819	5,28,946	8,76,744	14,87,549	20,27,496
Other Banking operations	3,15,408	2,47,802	3,56,243	12,99,993	11,22,125
Unallocated	-	-	-	-	-
Profit/(Loss) before tax	11,98,385	10,53,359	16,64,902	47,36,780	51,43,528
Segment Assets					
Treasury	10,43,72,290	7,68,31,992	8,82,68,886	10,43,72,290	8,82,68,886
Corporate/Wholesale Banking	3,90,87,976	4,05,23,871	2,01,69,162	3,90,87,976	2,01,69,162
Retail Banking	23,71,95,954	22,90,44,748	21,67,29,368	23,71,95,954	21,67,29,368
(i) Digital Banking Units	1,58,779	5,849	1,30,624	1,58,779	1,30,624
(ii) Other Retail Units	23,70,37,175	22,90,38,899	21,65,98,744	23,70,37,175	21,65,98,744
Other Banking operations	70,838	13,534	6,081	70,838	6,081
Unallocated	39,09,107	41,00,306	19,24,328	39,09,107	19,24,328
Total	38,46,36,165	35,05,14,451	32,70,97,825	38,46,36,165	32,70,97,825
Segment Liabilities (a)					
Treasury	4,01,82,171	4,12,56,039	5,48,32,683	4,01,82,171	5,48,32,683
Corporate/Wholesale Banking	1,55,634	1,60,726	80,320	1,55,634	80,320
Retail banking	30,25,57,136	26,88,67,589	23,59,23,265	30,25,57,136	23,59,23,265
(i) Digital Banking Units	93,820	77,393	1,00,840	93,820	1,00,840
(ii) Other Retail Units	30,24,63,316	26,87,90,196	23,58,22,425	30,24,63,316	23,58,22,425
Other banking operations	42,734	59,093	41,952	42,734	41,952
Unallocated	5,15,033	3,48,942	4,48,617	5,15,033	4,48,617
Total	34,34,52,708	31,06,92,389	29,13,26,837	34,34,52,708	29,13,26,837
Capital employed (b)	4,11,83,457	3,98,22,062	3,57,70,988	4,11,83,457	3,57,70,988
Total (a + b)	38,46,36,165	35,05,14,451	32,70,97,825	38,46,36,165	32,70,97,825

Segment Notes:

Business Segments have been identified and reported taking into account the target customer profile, the nature of products and services, the differing risks and returns, the organisation structure, the internal business reporting system and the guidelines prescribed by the RBI. Digital Banking Segment is reported as a sub-segment of Retail Banking Segment related to Digital Banking Units of the Bank in India.

a) Treasury

The treasury segment primarily consists of entire investment portfolio of the Bank.

b) Retail Banking

The retail banking segment serves retail customers through a branch network. Exposures are classified under retail banking taking into account the status of the borrower (orientation criterion), the nature of product, granularity of the exposure and the quantum thereof. Revenues of the retail banking segment are primarily derived from interest and fees earned on retail loans, interest on deposits placed as collateral with banks and financial institutions. Expenses of this segment primarily comprise interest expense on borrowings, deposits, infrastructure and premises expenses for operating the branch network, personnel costs and other direct overheads.

c) Wholesale Banking


Wholesale Banking includes all advances to companies and statutory bodies, which are not included under Retail Banking.

d) Other Banking Operation

Other Banking includes other items not attributable to any particular business segment.

e) Unallocated

All items which are reckoned at an enterprise level are classified under this segment. This includes capital and reserves, and other unallocable assets and liabilities not identifiable to particular segment such as deferred tax, tax assets etc.



Statement of Assets and Liabilities of the Bank as at March 31, 2025

Particulars	(₹ in 000s)	
	As at 31.03.2025	As at 31.03.2024
CAPITAL AND LIABILITIES	Audited	Audited
Capital	10,50,565	10,45,903
Employee stock option outstanding	2,67,425	1,05,992
Reserves and surplus	3,98,65,467	3,46,19,093
Deposits	29,11,97,813	22,57,12,488
Borrowings	3,86,68,171	5,21,14,591
Other liabilities and provisions	1,35,86,724	1,34,99,758
TOTAL	38,46,36,165	32,70,97,825
ASSETS		
Cash and balances with Reserve Bank of India	2,81,60,598	1,02,55,890
Balance with banks and money at call and short notice	1,64,32,603	1,02,70,986
Investments	5,94,45,806	6,73,76,897
Advances	27,15,54,759	23,11,12,739
Fixed assets	15,31,772	14,15,910
Other assets	75,10,627	66,65,403
TOTAL	38,46,36,165	32,70,97,825

Cash flow statement for the year ended March 31, 2025

Particulars	(₹ in 000s)	
	Year ended	
	31.03.2025	31.03.2024
A. Cash flow from operating activities	Audited	Audited
Net profit before taxes	47,36,780	51,43,528
Adjustments for:		
Depreciation on fixed assets	6,05,600	6,19,098
Loss on sale of fixed assets	3,037	5,806
Employee stock option expenses	2,41,571	1,08,268
Provision for non performing assets	30,07,568	27,37,762
Provision for investments	9,38,264	13,76,614
Bad debts written off	35,23,489	31,87,885
Provision for standard assets (including standard restructured accounts)	53,372	(5,15,222)
Amortisation of premium / (discount) on investments	44,071	39,433
Operating profit before working capital changes (i)	1,31,53,752	1,27,03,172
Movement in working capital		
(Increase)/Decrease in investments (other than HTM Investments)	94,59,183	(95,43,167)
(Increase)/Decrease in advances	(4,69,73,077)	(5,94,42,832)
Increase/(Decrease) in deposits	6,54,85,325	6,23,72,330
(Increase)/Decrease in other assets	(3,95,301)	(4,37,609)
(Increase)/Decrease in fixed deposits	1,41,550	(65,282)
Increase/(Decrease) in other liabilities and provisions	33,594	16,65,394
Net change in working capital (ii)	2,77,51,274	(54,51,166)
Direct taxes (paid)/refund (iii)	(1,72,516)	(1,73,809)
Net cash flow from operating activities (i)+(ii)+(iii) (A)	4,07,32,510	70,78,197
B. Cash flow used in investing activities		
Purchase of fixed assets	(7,33,540)	(7,69,133)
Proceeds from sale of fixed assets	9,041	5,806
(Increase)/Decrease of held-to-maturity securities	(24,85,732)	(70,37,533)
Net cash flow from/(used in) investing activities (B)	(32,10,231)	(78,00,860)
C. Cash flow from financing activities		
Proceeds from issue of equity shares	4,662	4,96,116
Proceeds from issue of compulsorily convertible preference shares	-	(27,00,000)
Securities premium received (net of issue expenses)	1,27,355	1,31,98,648
Repayment of long term borrowings	(2,84,16,420)	(1,94,59,009)
Proceeds from long term borrowings	1,00,50,000	87,99,000
(Decrease) / Increase in short term borrowings	49,20,000	-
Net cash flow from/(used in) financing activities (C)	(1,33,14,403)	3,34,755
Net increase/(decrease) in cash and cash equivalents (A)+(B)+(C)	2,42,07,876	(3,87,908)
Cash and cash equivalents as at beginning of the year	2,02,70,344	2,06,58,252
Cash and cash equivalents as at end of the period/year*	4,44,78,220	2,02,70,344

* Cash and Cash Equivalents excludes lien marked Deposits of ₹11.50 crores and ₹25.65 crores respectively as on March 31, 2025 and March 31, 2024.



Notes:

- 1 The above financial results for the quarter and year ended March 31, 2025, have been reviewed by the Audit Committee and recommended for adoption to the Board of Directors. The Board of Directors of the Bank have considered and approved the same at its meeting held on April 29, 2025. The above financial results for the quarter and year ended March 31, 2025, have been audited by the joint statutory auditors, S.R. Batliboi & Associates LLP, Chartered Accountants and Batliboi & Purohit, Chartered Accountants. The financial results for the quarter and year ended March 31, 2024 were audited by predecessor auditors.
- 2 The Bank has followed consistently the same significant accounting policies in the preparation of these financial results for the quarter and year ended March 31, 2025 with those followed in the annual financial statements for the year ended March 31, 2024, except for the classification and valuation of investments which is as per the Master Direction No. RBI/DOR/2023'24/104 DOR.MRG.36 /21.04.141/2023-24 on Classification, Valuation and Operation of investment Portfolio of Commercial Banks (Directions), 2023 issued by Reserve Bank of India dated September 12, 2023 which is applicable from April 1, 2024.

In compliance with the RBI's Master Directions on Investments, the Bank has accounted net transition discount accretion of ₹ 2.47 crores in General Reserve as on April 01, 2024. The Bank has also transferred balance in Investment Reserve amounting to ₹ 0.30 crores on the date of the transition to General Reserve. Accordingly, amounts for the corresponding period of the previous year are not comparable.
- 3 These financial results of the Bank have been prepared in accordance with the recognition and measurement principles laid down in Accounting Standards as prescribed under Section 133 of the Companies Act, 2013 read with the relevant rules issued thereunder, the relevant provisions of the Banking Regulation Act 1949, the circulars, guidelines and directions issued by the Reserve Bank of India (RBI) from time to time and other accounting principles generally accepted in India and in compliance with the presentation and disclosure requirements of the Regulation 33 and 52 of the SEBI (Listing Obligations and Disclosure Requirements) Regulation, 2015, as amended including relevant circulars issued by SEBI from time to time.
- 4 The figures of the last quarter in each of the financial years are the balancing figures between audited figures in respect of the full financial year and unaudited published year to date figures upto the end of the third quarter of the respective financial years which were subjected to limited review.
- 5 During the quarter and year ended March 31, 2025, the Bank has allotted 3,14,193 and 4,66,248 shares respectively pursuant to exercise of stock options under Employee Stock Option Scheme.
- 6 The disclosure requirements as required by RBI circular dated August 6, 2020 (Resolution Framework 1.0) and May 5, 2021 (Resolution Framework 2.0) as at March 31, 2025 is given below:

₹ in crores					
Type of Borrower	Exposure to accounts classified as Standard consequent to implementation of resolution plan – Position as at the end of the previous half-year i.e September 30, 2024 (A) **	Of (A), aggregate debt that slipped into NPA during the period ended March 31, 2025	Of (A) amount written off during the half-year#	Of (A) amount paid by the borrowers during the half year^	Exposure to accounts classified as Standard consequent to implementation of resolution plan – Position as at March 31, 2025
Personal Loans	13.55	0.86	0.34	1.62	11.07
Corporate Loans*	-	-	-	-	-
of which, MSMEs	-	-	-	-	-
Others	4.64	0.99	-	0.87	2.78
Total	18.19	1.85	0.34	2.49	13.85

*As defined in section 3(7) of the Insolvency and Bankruptcy Code, 2016

** Includes cases where requests received till 30th September, 2021 and implemented subsequently

represents debt that slipped into NPA and was subsequently written off during the half-year

^ includes change in balances on account of interest

- 7 Details of loans not in default and stressed loans (NPA and SMA accounts) acquired and transferred during the quarter ended March 31, 2025 under the RBI Master Direction on Transfer of Loan Exposures dated 24th September, 2021 are given below:
 - a) The Bank has not transferred any loans not in default to other entities during the quarter ended March 31, 2025.
 - b) The Bank has not purchased any loans not in default during the quarter ended March 31, 2025.
 - c) Details of stressed loans transferred during quarter ended March 31, 2025.

₹ in crores	
Particulars	To ARCs
No of accounts	80,582
Aggregate principal outstanding of loans transferred (on the date of transfer)	360.60
Weighted average residual tenor of the loans transferred (Years)	3.74
Net book value of the loans transferred (at the time of transfer)	238.62
Aggregate consideration	242.32
Additional consideration realized in respect of accounts transferred in earlier years	-



d) Details of ratings of Security Receipts (SRs) outstanding as on March 31, 2025 are given below

₹ in crores			
Rating	Rating Agency	Recovery Rating	Gross value of SRs outstanding
RR1	Infomerics	100% to 150%	226.78
RR1	ICRA	100% to 150%	44.15
RR1	Brickwork	100% to 150%	134.71
RR1+	Infomerics	More than 150%	156.84
In process of getting rated			365.87
Total			928.35

e) The Bank has not acquired any stressed loan.

- 8 Other income includes fees earned by providing services to customers, income from sale of priority sector lending certificates, profit on sale of investments (net), income from sale of prudentially written off accounts to ARCs, commission income from non fund based banking activities and recoveries from written off accounts.
- 9 The Capital Adequacy Ratio (CAR) has been computed in accordance with RBI Circular No. RBI/2016-17/81 DBR.NBD.No. 26/16.13.218/2016-17 dated October 6, 2016 on Operating Guidelines for Small Finance Banks. As per the said circular, prudential regulatory framework will largely be drawn from the Basel standards for capital requirements and Basel II standardized approach for credit risk. Further, the RBI vide its Circular No. DBR.NBD.No.4502/16.13.218/2017-18 dated November 08, 2017 has provided an exemption to all Small Finance Banks whereby no separate capital charge is prescribed for market risk and operational risk. Further, Pillar III disclosures including leverage ratio, liquidity coverage ratio and net stable funding ratio under the Basel III Framework would be available on the Bank's website at the following link: <https://www.janabank.com/regulatory-disclosures/>. These disclosures have not been subjected to audit/review by the Joint Statutory Auditors.
- 10 Consolidation of financial statements is not applicable as the Bank does not have any subsidiary/associate/joint venture company(ies), as on March 31, 2025.
- 11 Previous period/year figures have been regrouped / reclassified, wherever necessary to conform with the current period/year presentation.

Bengaluru, April 29, 2025



For and on behalf of the Board of Directors

Ajay Kanwal
Ajay Kanwal
Managing Director & Chief Executive Officer



S.R. Batliboi & Associates LLP
Chartered Accountants
12th Floor, The Ruby
29 Senapati Bapat Marg
Dadar (West)
Mumbai - 400 028, India
Tel: +91 22 6819 8000

Batliboi & Purohit
Chartered Accountants
2nd Floor, National Insurance Building
204, Dadabhoy Navroji Road
Fort
Mumbai - 400 001, India
Tel: +91 22 2207 7942

Independent Joint Auditor's Report on the Quarterly and Year to Date Audited Financial Results of the Bank Pursuant to the Regulation 33 and 52 of the SEBI (Listing Obligations and Disclosure Requirements) Regulations, 2015, as amended

To
The Board of Directors of
Jana Small Finance Bank Limited

Report on the audit of the Financial Results

Opinion

We have jointly audited the accompanying financial results of Jana Small Finance Bank Limited (the "Bank") for the quarter ended March 31, 2025 and for the year ended March 31, 2025 ("Statement"), attached herewith, being submitted by the Bank pursuant to the requirement of Regulation 33 and 52 of the SEBI (Listing Obligations and Disclosure Requirements) Regulations, 2015, as amended (the "Listing Regulations"), except for the disclosures relating to Pillar 3 under Basel II Capital Regulations as at March 31, 2025, including leverage ratio, liquidity coverage ratio and Net Stable Funding Ratio which would be disclosed on the Bank's website and in respect of which a link has been provided in Note 9 to the Statement and have not been audited by us.

In our opinion and to the best of our information and according to the explanations given to us, the Statement:

- i. is presented in accordance with the requirements of the Listing Regulations in this regard; and
- ii. gives a true and fair view in conformity with the recognition and measurement principles laid down in the applicable accounting standards prescribed under section 133 of the Companies Act, 2013 ("the Act"), the relevant provisions of the Banking Regulation Act, 1949, the circulars, guidelines and directions issued by the Reserve Bank of India (RBI) from time to time (the "RBI Guidelines") and other accounting principles generally accepted in India, of the net profit and other financial information of the Bank for the quarter ended March 31, 2025 and for the year ended March 31, 2025.

Basis for Opinion

We conducted our audit in accordance with the Standards on Auditing (SAs) specified under section 143(10) of the Act. Our responsibilities under those Standards are further described in the "Auditor's Responsibilities for the Audit of the Financial Results" section of our report. We are independent of the Bank in accordance with the Code of Ethics issued by the Institute of Chartered Accountants of India together with the ethical requirements that are relevant to our audit of the financial results under the provisions of the Act and the Rules thereunder, and we have fulfilled our other ethical responsibilities in accordance with these requirements and the Code of Ethics. We believe that the audit evidence obtained by us is sufficient and appropriate to provide a basis for our opinion.



Management's Responsibilities for the Financial Results

The Statement has been prepared on the basis of the annual financial statements. The Board of Directors of the Bank are responsible for the preparation and presentation of the Statement that gives a true and fair view of the net profit of the Bank and other financial information in accordance with the recognition and measurement principles laid down in applicable accounting standards prescribed under Section 133 of the Act read with relevant rules issued thereunder, the RBI Guidelines and other accounting principles generally accepted in India and in compliance with Regulation 33 and 52 of the Listing Regulations. This responsibility also includes maintenance of adequate accounting records in accordance with the provisions of the Act for safeguarding of the assets of the Bank and for preventing and detecting frauds and other irregularities; selection and application of appropriate accounting policies; making judgments and estimates that are reasonable and prudent; and the design, implementation and maintenance of adequate internal financial controls, that were operating effectively for ensuring the accuracy and completeness of the accounting records, relevant to the preparation and presentation of the Statement that give a true and fair view and are free from material misstatement, whether due to fraud or error.

In preparing the Statement, the Board of Directors are responsible for assessing the Bank's ability to continue as a going concern, disclosing, as applicable, matters related to going concern and using the going concern basis of accounting unless the Board of Directors either intends to liquidate the Bank or to cease operations, or has no realistic alternative but to do so.

The Board of Directors are also responsible for overseeing the Bank's financial reporting process.

Auditor's Responsibilities for the Audit of the Financial Results

Our objectives are to obtain reasonable assurance about whether the Statement as a whole is free from material misstatement, whether due to fraud or error, and to issue an auditor's report that includes our opinion. Reasonable assurance is a high level of assurance but is not a guarantee that an audit conducted in accordance with SAs will always detect a material misstatement when it exists. Misstatements can arise from fraud or error and are considered material if, individually or in the aggregate, they could reasonably be expected to influence the economic decisions of users taken on the basis of the Statement.

As part of an audit in accordance with SAs, we exercise professional judgment and maintain professional skepticism throughout the audit. We also:

- Identify and assess the risks of material misstatement of the Statement, whether due to fraud or error, design and perform audit procedures responsive to those risks, and obtain audit evidence that is sufficient and appropriate to provide a basis for our opinion. The risk of not detecting a material misstatement resulting from fraud is higher than for one resulting from error, as fraud may involve collusion, forgery, intentional omissions, misrepresentations, or the override of internal control.
- Obtain an understanding of internal control relevant to the audit in order to design audit procedures that are appropriate in the circumstances. Under Section 143(3)(i) of the Act, we are also responsible for expressing our opinion on whether the company has adequate internal financial controls with reference to financial statements in place and the operating effectiveness of such controls.
- Evaluate the appropriateness of accounting policies used and the reasonableness of accounting estimates and related disclosures made by the Board of Directors.
- Conclude on the appropriateness of the Board of Directors' use of the going concern basis of accounting and, based on the audit evidence obtained, whether a material uncertainty exists related to events or conditions that may cast significant doubt on the Bank's ability to continue as a going concern. If we conclude that a material uncertainty exists, we are required to draw attention in our



auditor's report to the related disclosures in the financial results or, if such disclosures are inadequate, to modify our opinion. Our conclusions are based on the audit evidence obtained up to the date of our auditor's report. However, future events or conditions may cause the Bank to cease to continue as a going concern.

- Evaluate the overall presentation, structure and content of the Statement, including the disclosures, and whether the Statement represents the underlying transactions and events in a manner that achieves fair presentation.

We communicate with those charged with governance regarding, among other matters, the planned scope and timing of the audit and significant audit findings, including any significant deficiencies in internal control that we identify during our audit.

We also provide those charged with governance with a statement that we have complied with relevant ethical requirements regarding independence, and to communicate with them all relationships and other matters that may reasonably be thought to bear on our independence, and where applicable, related safeguards.

Other Matters

The comparative financial information of the Bank for the corresponding quarter and year ended March 31, 2024, included in these financial results, were jointly audited by Brahmayya & Co. and M M Nissim & Co LLP (the 'Joint Predecessor Auditors') who expressed an unmodified opinion on those financial information on April 29, 2024.

The Statement includes the results for the quarter ended March 31, 2025 being the balancing figure between the audited figures in respect of the full financial year ended March 31, 2025 and the published unaudited year-to-date figures up to the third quarter of the current financial year, which were subjected to a limited review by us, as required under the Listing Regulations.

For S.R. Batliboi & Associates LLP
Chartered Accountants
ICAI Firm Registration Number: 101049W/E300004

Sarvesh Warty

per Sarvesh Warty
Partner
Membership Number: 121411
UDIN: 25121411BMOKPP1540
Place of Signature: Bengaluru
Date: April 29, 2025

For Batliboi & Purohit
Chartered Accountants
ICAI Firm Registration Number: 101048W

Janak Mehta

per Janak Mehta
Partner
Membership Number: 116976
UDIN: 25116976BMOKPA5430
Place of Signature: Bengaluru
Date: April 29, 2025



Annexure B

											Additional disclosure of related party transactions - applicable only in case the related party transaction relates to loans, inter-corporate deposits, advances or investments made or given by the listed entity/subsidiary. These details need to be disclosed only once, during the reporting period when such transaction was undertaken.									
S. No	Details of the party (listed entity /subsidiary) entering into the transaction		Details of the counterparty			Type of related party transaction (see Note 5)	Value of the related party transaction as approved by the audit committee (see Note 6a)	Value of the related party transaction ratified by the audit committee (see Note 6b)	Value of transaction during the reporting period (see Note 6c)	In case monies are due to either party as a result of the transaction (see Note 1)		In case any financial indebtedness is incurred to make or give loans, inter-corporate deposits, advances or investments			Details of the loans, inter-corporate deposits, advances or investments					
	Name	PAN	Name	PAN	Relationship of the counterparty with the listed entity or its subsidiary					Opening balance	Closing balance	Nature of indebtedness loan/ issuance of debt/ any other etc.)	Cost (see Note 7)	Tenure	Nature (loan/ advance/ inter-corporate deposit/ investment)	Interest Rate (%)	Tenure	Secured/ unsecured	Purpose for which the funds will be utilised by the ultimate recipient of funds (end-usage)	
1	Jana Small Finance Bank Limited	AABCJ7024M	JANA URBAN FOUNDATION	AABCJ6956G	Other company in which director or his relatives is member or director	Any other transaction (Royalty payments)	2.83		2.83	3.36	1.04									
2	Jana Small Finance Bank Limited	AABCJ7024M	AJAY CHAMANLAL KANWAL	AAGPK7530H	Key Management Personnel (KMP)	Remuneration	0.00		3.51	0.00	0.00									
3	Jana Small Finance Bank Limited	AABCJ7024M	KRISHNAN SUBRAMANIA RAMAN	ACZPR1215K	Key Management Personnel (KMP)	Remuneration	0.00		1.11	0.00	0.00									
4	Jana Small Finance Bank Limited	AABCJ7024M	ABHILASH S	AHZPA8585G	Key Management Personnel	Remuneration	0.00		0.42	0.00	0.00									



To,

National Stock Exchange of India Ltd.
Exchange Plaza, C-1, Block G,
Bandra Kurla Complex, Bandra (East),
Mumbai 400051.

BSE Limited
Phiroze Jeejeebhoy Towers,
Dalal Street,
Mumbai 400001.

Sub: Declaration on Audit Report of Jana Small Finance Bank Limited with un-modified opinion


Ref: Regulation 33 and 52 of SEBI (Listing Obligations and Disclosure Requirements) Regulations, 2015

Dear Sir/ Madam,

I, Abhilash Sandur, Chief Financial Officer of Jana Small Finance Bank Limited ("the Bank"), hereby declare that the Statutory Auditors of the Bank have issued their report with unmodified opinion on the financial results of the Bank for the financial year ended 31st March 2025.

This declaration is provided pursuant to Regulation 33 and 52 of SEBI (Listing Obligations and Disclosure Requirements) Regulations, 2015.

For Jana Small Finance Bank Limited



Abhilash Sandur
Chief Financial Officer



Date: 29th April 2025

Place: Bengaluru

JAMA KARO, JANA KARO.